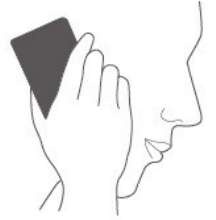


# How to Listen to a Zoom Meeting from a Phone




Participants have the option to call in by phone and listen to the audio of the presentation.

You will still need an email to receive the meeting phone number. After you register for an online program, an email with a Zoom link will be sent to your email address.

Follow this tutorial to find the meeting information and dial in with you cell phone or landline.

**1**

View your email and open the email with the program info.



**2**

Locate the Meeting ID number and write it down.

**Join by Telephone:**  
Dial (for higher quality, dial a number based on your current location):  
US: +1 669 900 6833 or +1 646 876 9923  
**Webinar ID: 432 322 285**

**3**

Locate the Join by Telephone number in the email.

**Join by Telephone:**  
Dial (for higher quality, dial a number based on your current location):  
US: +1 669 900 6833 or +1 646 876 9923  
**Webinar ID: 432 322 285**

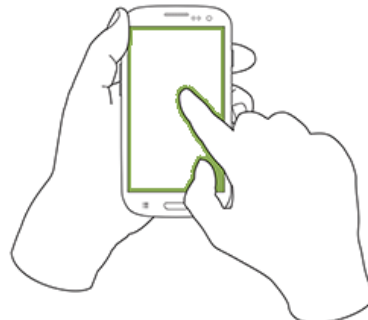
**4**

Call the phone number from your cell or landline.



**5**

When prompted, enter the Meeting ID using the number keys on your phone.



**6**

You have successfully connected and can now hear the presentation!

