

# How to Install Zoom on a Smartphone



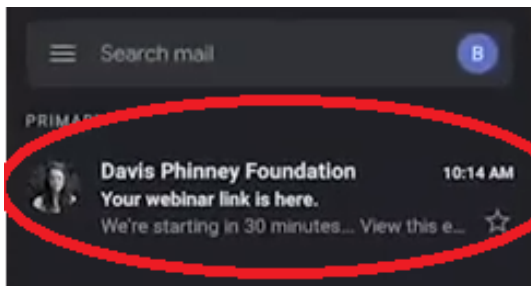
Before using Zoom, you will need to download and install it on your smartphone. It will take about 5-10 minutes.

After you register for an online program, an email with a Zoom link will be sent to your email address. Follow this tutorial to access and install the Zoom application from the link sent to your email. Instructions will slightly vary based on phone type.

When Zoom is finished installing, view *How to Join a Meeting from a Smartphone* to learn how to view a specific program.

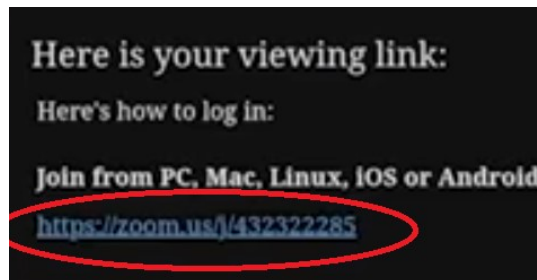
1

View your email from your smartphone and open the email with the program information.



2

Tap on the link that starts with <https://zoom.us/j/> in the email.



3

A new window will open. Tap **Download from Google Play** or App Store button.

First time using Zoom on this device? Please download the Zoom app from the Google Play store or directly from "Download from Zoom" below.  
Enter ID: 432322285 after you install the Zoom app.

Download from Google Play

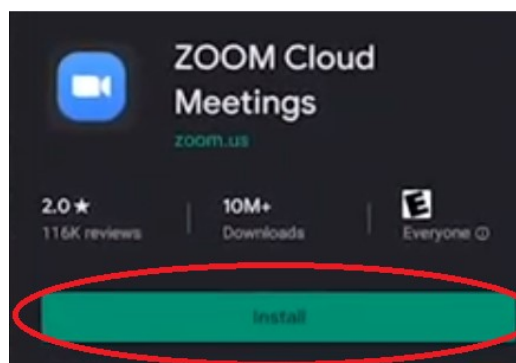
4

The Google Play or App Store will open the Zoom install page.



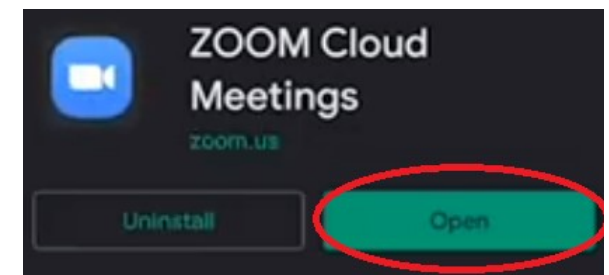
5

Tap the **Install** button.



6

Once the app is installed, tap the **Open** button. You're ready to go!



# How to Join a Zoom Meeting on a Smartphone



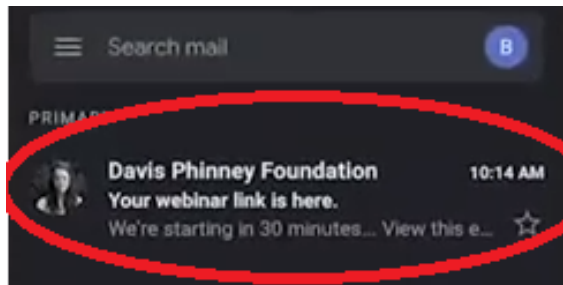
To join an online program, you will need the unique Zoom link to the meeting you want to access.

After you register for an online program, an email with a Zoom link will be sent to your email address. Follow this tutorial to access a specific program from the link sent to your email.

Before using Zoom, you will need to download and install it on your smartphone. If you need help installing Zoom, view *How to Install Zoom on a Smartphone*.

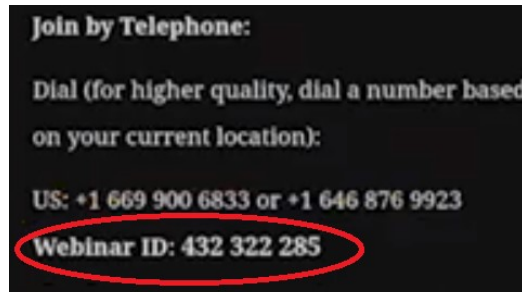
1

View your email from your smartphone and open the email with the program information.



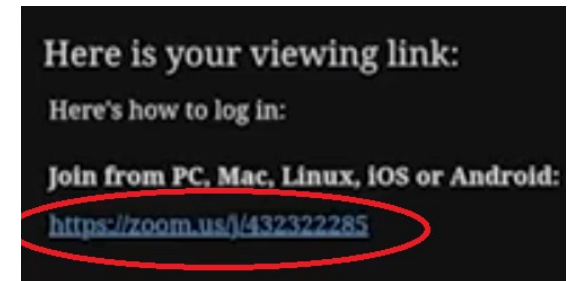
2

Locate the Meeting ID number and write it down.




3

Tap on the link that starts with <https://zoom.us/j/>.



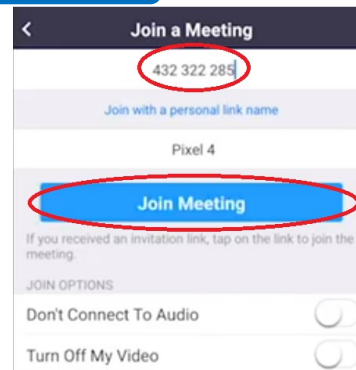
4

A new window will open. Tap **Join a Meeting**.



5

Enter the Meeting ID and tap **Join Meeting**.



6

Type in your name and email address, then click **OK** to access the meeting.

