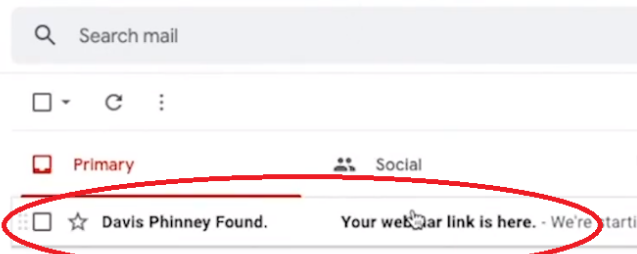


# How to Install Zoom on a Computer



Before using Zoom, you will need to download and install it on your computer. This process will take 5-10 minutes, but you will only need to do it one time. When Zoom is finished installing, or if it is already installed, go to the How to Join a Meeting from a Computer section to learn how to access webinars.

**1** Open your email from your computer and locate the email with the webinar information.



**2** Click on the link that starts with <https://zoom.us/j/> in the email.

Here is your viewing link:

Here's how to log in:

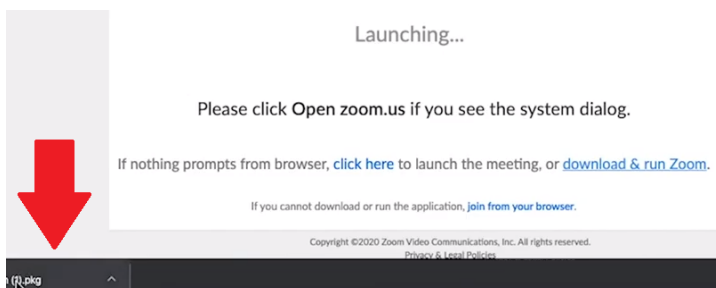
Join from PC, Mac, Linux, iOS or Android:

<https://zoom.us/j/432322285>

**3** Click the Download and Run Zoom button on the bottom right of the pop up box.

If nothing prompts from browser, [download & run Zoom.](#)


**4** Zoom will immediately begin downloading and a bar will appear at the bottom of the page.



**5** Once it is downloaded, click the file on the bar and follow directions to install Zoom.



**6** Once installed, a Join a Meeting/ Sign In screen will pop up. You installed Zoom!

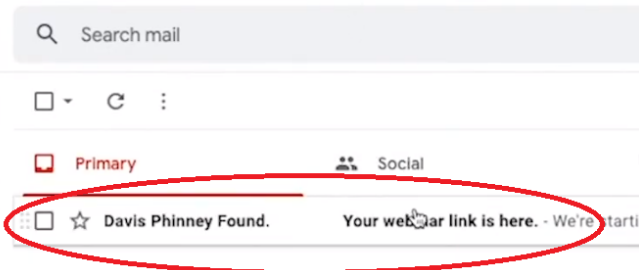


# How to Join a Zoom Meeting from a Computer



After you have installed Zoom on your computer, follow these instructions to learn how to access a video from your email. If you are having trouble opening the video, please contact the host.

**1** Open your email from your computer and locate the email with the webinar information.



**2** Click on the link that starts with <https://zoom.us/j/> in the email.

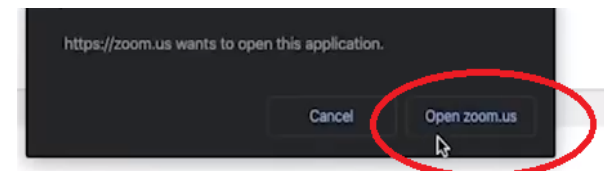
Here is your viewing link:

Here's how to log in:

Join from PC, Mac, Linux, iOS or Android:

<https://zoom.us/j/432322285>

**3** A box will appear at the top of the screen. Click on the Open zoom.us link.



Launching...

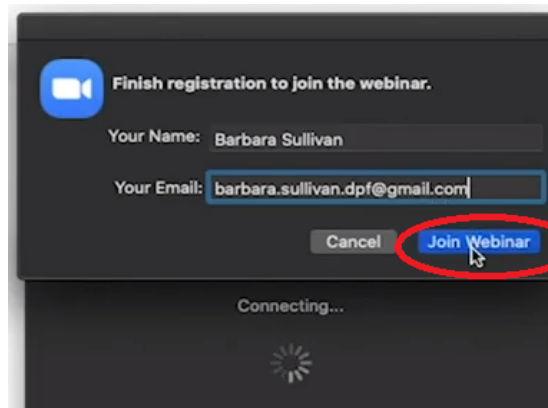
**4** If the option to download or open Zoom does not appear, click below on the [click here](#) button to launch the meeting.

Launching...

Please click [Open zoom.us](#) if you see the system dialog.

If nothing prompts from browser, [click here](#) to launch the meeting, or [download & run Zoom](#).

**5** Type in your name and email address and click Join Webinar.



**6** The video will start at its scheduled time.

